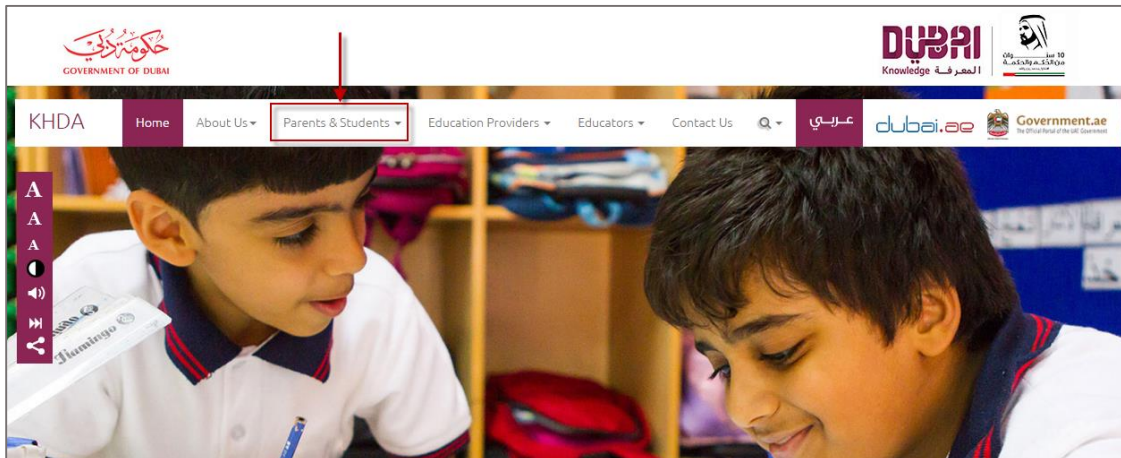
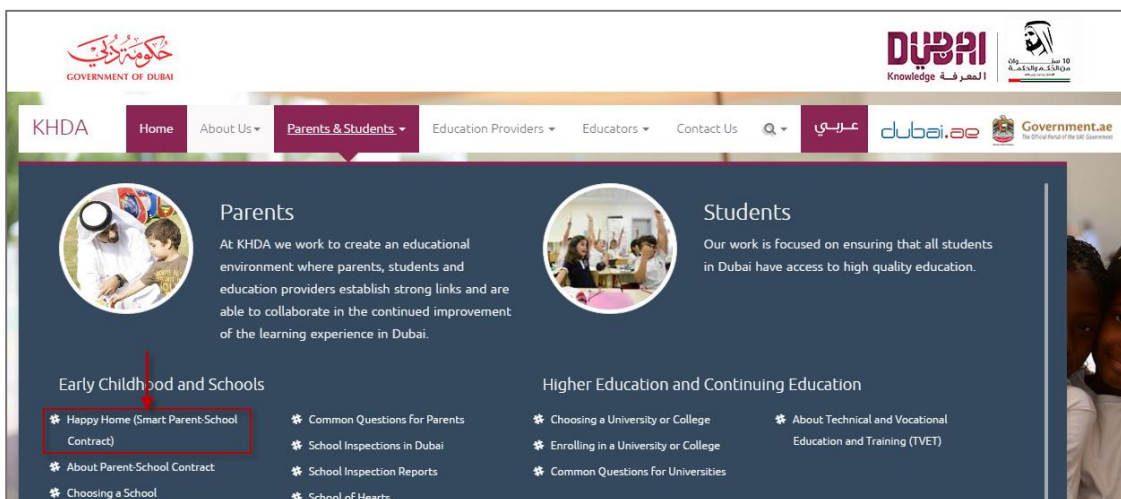


Smart Parent/School Portal

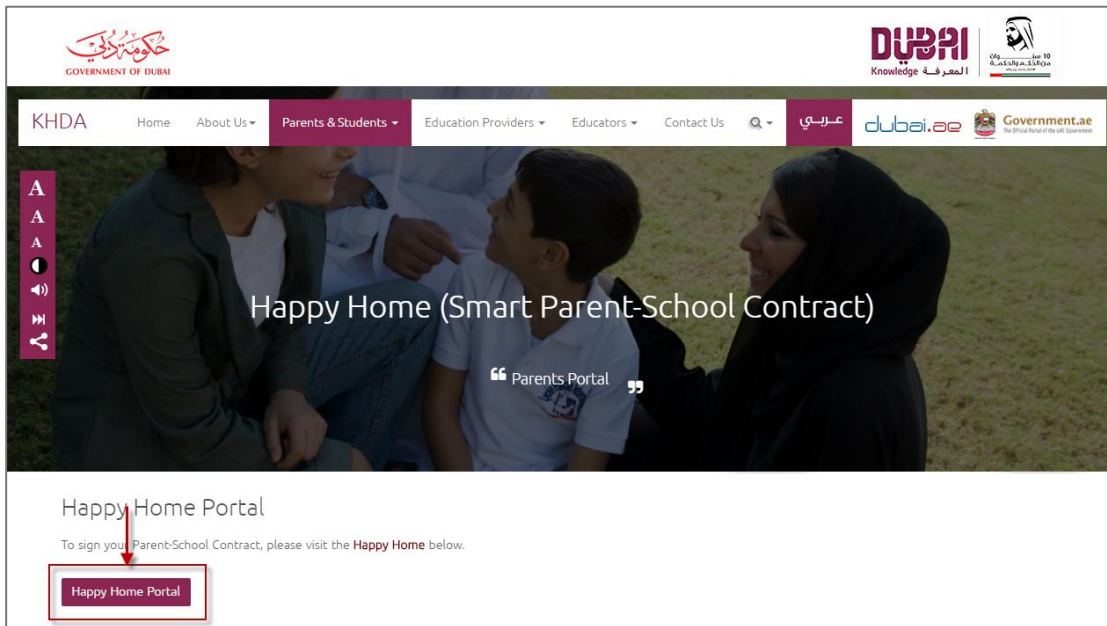
1. Open the KHDA website www.khda.gov.ae.
2. Click **Parent & Students** menu.



3. Click on **Happy Home (Smart Parent School Contract)** link under the submenu.




4. Click **Happy Home Portal** button.



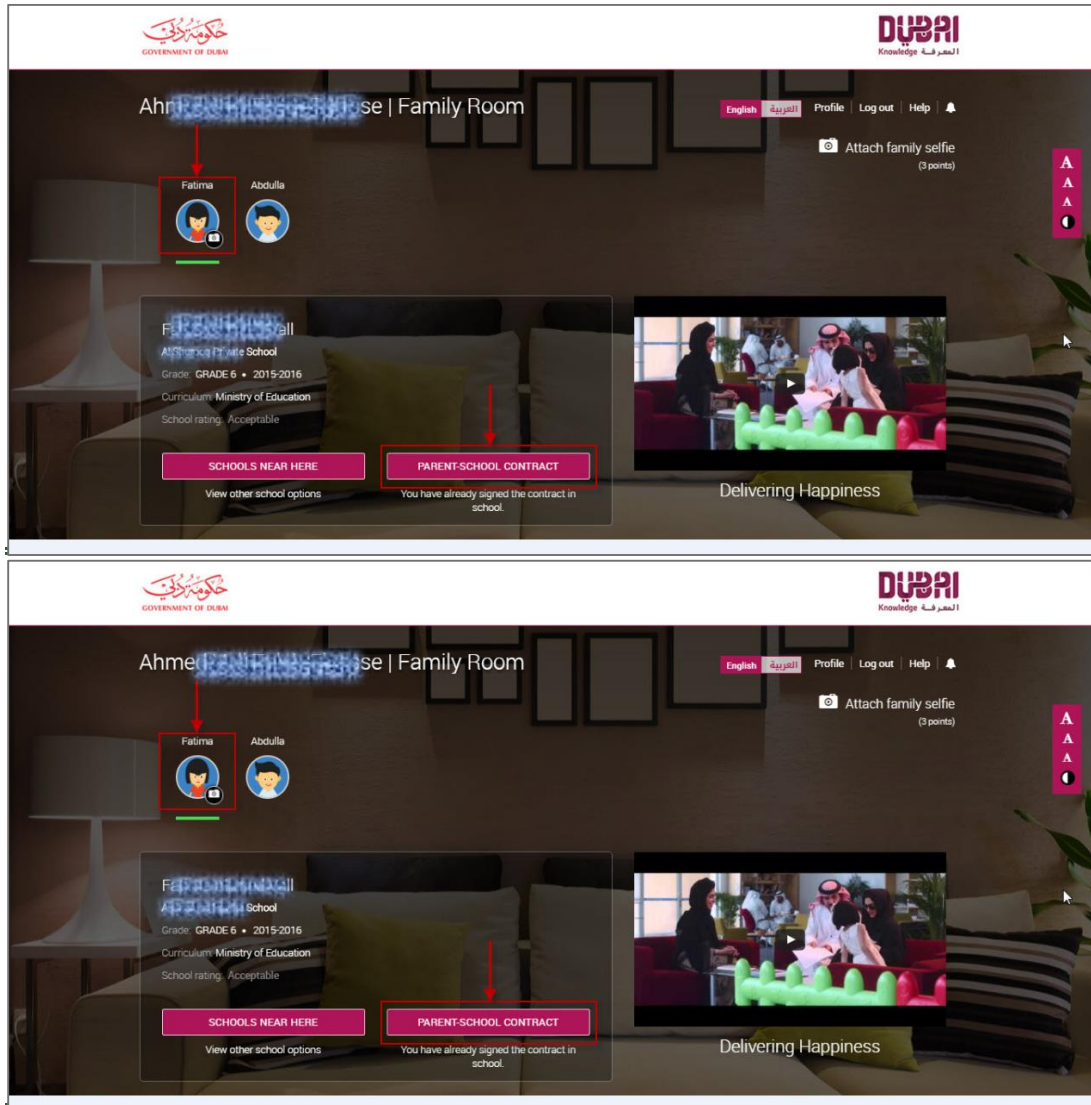
Log in Parent/School Contract

Enter the URL (<https://www.khda.gov.ae/khdaparentportal>) on your browser.

1. Enter your valid Emirates ID number, mobile number, or your email address.
2. Enter the password then click **login**.



3. **Parent/School Contract** of your child will be activated only if the school has published it; if the contract is not published, it will not be activated; for activation contact the school.
4. Select your child's name then click on the activated **Parent/School Contract** button.



5. To sign the contract, you need to read all of the sections of the contract. For each section click on **Mark this section as read as shown** at the bottom of each screen.

Home **Abdulla's room-parent contract** 88% Completed | 84 Points English العربية Profile Log out Help

Mark all the sections as read to Sign the contract.

Sign Contract

[Read full Contract](#)

- Admission ✓
- Curriculum and Edu. programmes ✓
- Fees ✓
- Communication ✓
- Attendance and punctuality ✓
- Attitudes and behavior ✓
- Health and safety ✓

c. If the issue is still not resolved, then the parent must meet the principal of the school to try to resolve the issue;

d. If the parent is still not satisfied, then the parent has the right thereafter to refer the matter to KHDA by contacting [the Compliance and Resolution Commission](#) on CRC@khda.gov.ae

e. Each process from (A to C) should not exceed more than (5) working days. If the parent is still not satisfied, then the parent has the right thereafter to refer the matter to KHDA by contacting [the Compliance and Resolution Commission](#) on CRC@khda.gov.ae.

KHDA has the right to uphold or repeal any and all decisions. Its final decisions are binding to both the school and parents.

This contract is the sole reference for the Knowledge and Human Development Authority to resolve any dispute between the school and the parents. It supersedes all prior or subsequent agreements, and understandings between both parties including school policies which may conflict with its clauses.

[Hide details](#)

☐ Mark this section as read (3 points)

6. In the fees section, you can select any Optional fees from the provided list (if applicable).

Home **Ahmed's room-parent contract** 100% Completed | 93 Points English العربية Profile Log out Help

You have already signed the contract on May 16, '16.

[Read full Contract](#)

- Admission ✓
- Curriculum and Edu. programmes ✓
- Fees ✓**
- Communication ✓
- Attendance and punctuality ✓
- Attitudes and behavior ✓
- Health and safety ✓
- Transportation ✓

Mandatory fees			Optional fees		
	Amount	Pay by		Amount	Pay by
B	1111 AED	12/06/2016			
S	222 AED	12/06/2016			
D	333 AED	12/06/2016			
F	444 AED	12/06/2016			
G	555 AED	12/06/2016			
Y	666 AED	12/06/2016			
I	777 AED	12/06/2016			
Q	888 AED	12/06/2016			
X	999 AED	12/06/2016			
R	2322 AED	12/06/2016			

Select/Deselect optional fees from the list

<input checked="" type="checkbox"/>	a1	1 AED	Pay by 11/12/2016
<input type="checkbox"/>	z1	2 AED	Pay by 11/12/2016
<input checked="" type="checkbox"/>	x1	3 AED	Pay by 11/12/2016
<input checked="" type="checkbox"/>	d12	4 AED	Pay by 11/12/2016
<input type="checkbox"/>	d3	34 AED	Pay by 11/12/2016
<input checked="" type="checkbox"/>	d34	4 AED	Pay by 11/12/2016
<input checked="" type="checkbox"/>	d4	5 AED	Pay by 11/12/2016
<input type="checkbox"/>	ds	6 AED	Pay by 11/12/2016
<input type="checkbox"/>	s2	7 AED	Pay by 11/12/2016
<input type="checkbox"/>	e3	8 AED	Pay by 11/12/2016
<input type="checkbox"/>	e4	9 AED	Pay by 11/12/2016
<input type="checkbox"/>	ds1	11 AED	Pay by 11/12/2016
<input type="checkbox"/>	c34	12 AED	Pay by 11/12/2016
<input type="checkbox"/>	s22	13 AED	Pay by 11/12/2016

7. When you complete all sections, the option **Sign Contract** will be activated; to proceed select **I agree to the terms of the Contract document** then click **Provide Consent**; you will receive an **OTP** for verifying purposes.

Home Abdullah's room-parent contract 100% Completed 87 Points English العربية Profile Log out Help

Please note that failure to sign and return this contract implies full acceptance of all the above policies.

Principal Ahmed Vall Taleb Elyasse Coordinator Guardian

Father (Parent) Ahmed Vall Taleb Elyasse Mother

☐ I agree to the terms and conditions of the Contract document

Provide your consent as a parent to sign the Contract for Ahmed Vall Taleb Elyasse

Provide consent (3 points)

COPYRIGHT © 2016 KHDA | ALL RIGHTS RESERVED

8. Enter the **OTP** to sign the contract.

Home Abdullah's room-parent contract 100% Completed 87 Points English العربية Profile Log out Help

Please note that failure to sign and return this contract implies full acceptance of all the above policies.

Guardian

Provide acceptance

We have sent you a short code on 050123456789@k12.ae.com. Please enter the code here to confirm your acceptance.

Code expires in 10 minutes

PROCEED

Resend code

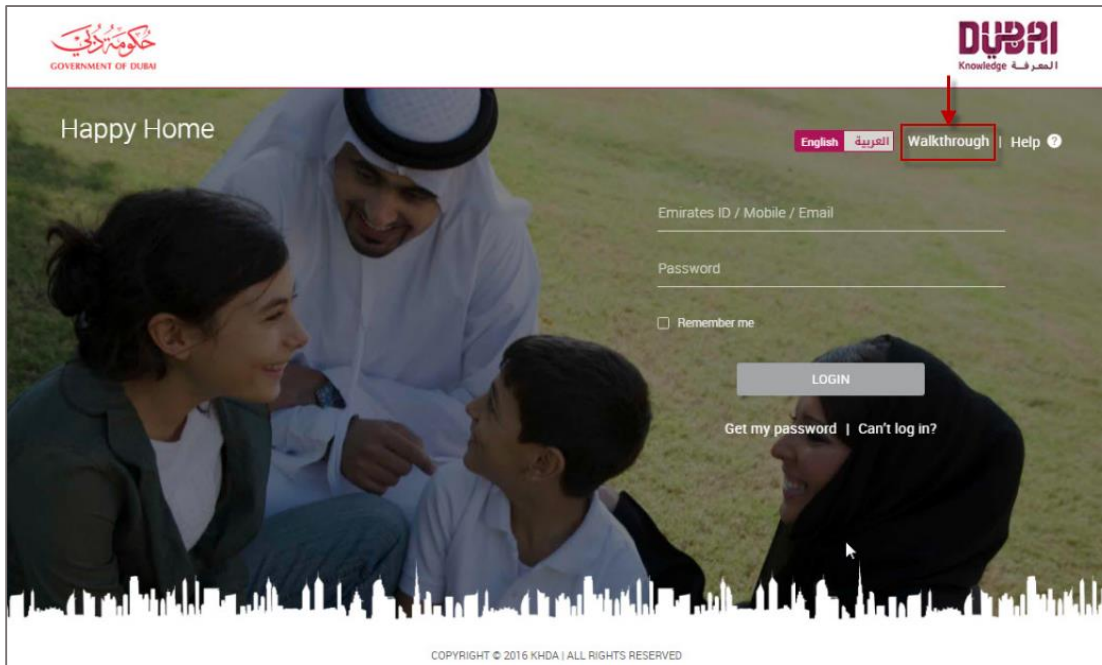
☒ I agree to the terms and conditions of the Contract document

Provide your consent as a parent to sign the Contract for Abdulla Ahmed Vall


Provide consent (3 points)

COPYRIGHT © 2016 KHDA | ALL RIGHTS RESERVED

*Note1: Click **walkthrough** at the top of the screen to go through Parent/School contract portal sections.*




*Note2: Click **Help** at the top of the screen to read frequently asked questions about the Parent/School contract portal.*




Trouble logging in to Parent Portal

In case you enter the wrong information when logging into the application, the portal will take you through the below steps in order to successfully login. Note that first you need to ensure the Emirates ID details of parents and dependents are registered at the school, otherwise you will have to visit the school.

1. In the screen that appears (shown below) enter your registered Emirates ID number and click 'Proceed'.



GOVERNMENT OF DUBAI



المعرفة Knowledge

[Back](#)

Update Details

[English](#) [العربية](#) [Help](#)


We are unable to find your mobile no and/or email address. Please enter your Emirates ID to update the details.

User Emirates ID


PROCEED

COPYRIGHT © 2016 KHDA | ALL RIGHTS RESERVED

2. In the next screen (shown below) enter your child's Emirates ID number and click 'validate'. Once validated, enter your registered mobile number and click 'Proceed'; an OTP will be sent to the registered mobile.



GOVERNMENT OF DUBAI




DUBAI Knowledge المعرفة

[◀ Back](#)

Update Details

English العربية Help ?

Enter  Emirates ID

Validate

Mobile Number

PROCEED

A
A
A
●

COPYRIGHT © 2016 KHDA | ALL RIGHTS RESERVED

3. Enter the OTP and click 'Proceed'. This will enable you to successfully login to the Parent Portal. Use 'Resend code' in case you don't receive the OTP.

◀ Back

English

العربية

Help ?



Enter OTP



We have sent you a short code to your mobile no. [REDACTED] Please enter the code here to confirm your acceptance.

Code expires in 10 minutes

PROCEED

[Resend code](#)